

**2004 New York Wing Leadership  
Encampment**

**INFORMATION  
BOOKLET**



Read this information booklet carefully for a clear understanding of your responsibilities.

**Teamwork is the key word for a successful encampment.**  
If you do not understand or if anything in this booklet is unclear, please contact the Cadet Commander or Cadet Deputy-Commander as soon as possible.

**If you have received this booklet in the mail, then you are registered for the encampment and we are expecting to see you.**  
**There is a waiting list to attend -**

**IF YOU ARE NOT COMING, PLEASE CONTACT ASAP**  
**Maj Marylou Falco at (518) 785-9385 or mlf0048@aol.com!!!**  
**You may not attend the Encampment unless you are pre-registered.**

**\*\*PLEASE REVIEW THE REVISED CADET PACKING LIST\*\***

## TABLE OF CONTENTS

	PAGE #
<b>REMARKS</b>	
CADET COMMANDER	2
COMMANDANT OF CADETS	3
ENCAMPMENT COMMANDER	4
<b>REGISTRATION</b>	5-6
<b>UNIFORM</b>	7-8
<b>IN-PROCESSING</b>	9
<b>EQUIPMENT LIST</b> <i>(CENTER PULL-OUT)</i>	
<b>CONTRABAND LIST</b>	10
<b>ORGANIZATION</b>	11-12
<b>GENERAL INFORMATION</b>	13-14
<b>ACCOMMODATIONS AVAILABLE NEAR Stratton ANG Base</b>	15
<b>PARENT INFORMATION</b>	15
<b>GRADUATION AND DEPARTURE INFORMATION</b>	15
<b>DIRECTIONS TO STRATTON ANG BASE</b>	16
<b>IMPORTANT PHONE NUMBERS</b>	17
<b>SELF MEDICATION RELEASE FORM</b>	18



## **A MESSAGE FROM THE CADET COMMANDER**

First of all, congratulations on your decision to attend the 2004 New York Wing Encampment! New York Wing has long been looked upon to set the standard for leadership encampments within Civil Air Patrol, and this year will be no exception.

You will be challenged as a cadet, leader and person. There will be an excellent staff to help you learn both directly through your flight staff and training staff, and indirectly by the many executive staff cadets who support the program.

The encampment will seem intense, as it should be with the large amount of materials and activities to be covered in such a short amount of time. Approach your training with a positive attitude, be willing to work with your fellow in-flight cadets and you will do fine.

Again, congratulations on your decision.

Cadet Lt. Colonel Charles Anderson, CAP  
Encampment Cadet Commander

## **FROM THE COMMANDANT OF CADETS**

Congratulations! On your decision to attend this years New York Wing Leadership Encampment. Your selection by the NYW Leadership Encampment staff is a testimony to your outstanding performance and your future potential for assuming greater responsibilities.

It will be leaders such as you that will keep tomorrow's Civil Air Patrol strong and ready. Continue to do great things for CAP and you will be rewarded. We will reinforce the standards expected of Cadets performing duties in leadership positions. Your attitude, hard work, full use of all available time and teamwork with other cadets and the staff will significantly determine your degree of success and professional development while in attendance here.

The encampment will be challenging, exciting, and meaningful. You will find this encampment to be intensive in nature as necessary, the objectives here are designed to further develop your technical knowledge, confidence, and leadership techniques and enhance your higher personal and professional standards.

The standards of the New York Wing Leadership Encampment are high. We will expect you to have a positive attitude, be personally committed to success here, and obtain a mastering of the "how" of what we teach.

Further, we expect all graduates returning to their squadron to assume and carry out their basic responsibilities and seek out higher responsibilities. I am committed to do everything within my control to ensure you successfully complete the encampment.

Once again, I congratulate you on your selection to attend this year's encampment. This is a momentous occasion of which you should be extremely proud for you are demonstrating your willingness to become a leader in the Civil Air Patrol. I hope your stay will be beneficial. We will endeavor to provide you with one of the most rewarding experiences. (Live the Standard).

Captain Charles Miller, CAP  
Encampment Commandant of Cadets



## **A MESSAGE FROM THE ENCAMPMENT COMMANDER**

Congratulations on your acceptance to the 2004 New York Wing Leadership Encampment!

You are about to embark on an important step in your CAP career and personal development while taking part in the proud tradition of New York Wing Encampments that dates back to the early days of Civil Air Patrol.

Throughout the Encampment, you will be challenged to grow in leadership, followership, and knowledge through hands-on experiences and instruction by cadet, senior, and military leaders.

A range of exciting new opportunities will be available to us this year at Stratton Air National Guard Base including flights in C-130s, a variety of Air Force guest speakers, and tours of the nearby aerospace museum.

You will also learn from your peers from around the Wing. As you work together and learn from each other you will also form close friendships that will last far beyond this years encampment.

As you learn, practice, and refine your leadership abilities, you will undoubtedly find that while it will not be easy, the experience before you is an extremely valuable one and that the experience and the lessons learned will stay with you for many years.

Good luck and best wishes!

Captain Scott Ullery, CAP  
NYWG Leadership Encampment Commander

## **REGISTRATION**

Cadets are to report to the encampment on Saturday, 25 July 2004, between 1300 and 1600 hours. Cadets who are unable to report during this time must notify the Encampment Commander by Monday, 19 July 2004, to make arrangements.

Cadets are to report to the PAVILION at TENT CITY, in the BDU uniform as outlined in CAP Manual 39-1. All cadets should be familiar with reporting procedures as per Leadership 2000, Vol. 1, Pages 1-9 and must employ them when reporting for in-processing.

**No cadets in flight are permitted to arrive early to the encampment or stay late following graduation. There is neither supervision nor any planned activities for these periods.**

### **At registration you must have the following:**

- ✓ Current membership card (If you do not have a current membership card, contact Maj Marylou Falco, Encampment Registrar, prior to 19 July 2003)
- ✓ This booklet minus parents/guardians info section which includes contact info and driving instructions
- ✓ Any outstanding balance of the encampment fee of \$175, checks made out to NY Wing Civil Air Patrol
- ✓ Your BDU uniform on your person (You must report in this uniform)
- ✓ All required equipment on the 2004 Encampment Equipment List

**Cadets reporting without this material may not be accepted and will be required to leave the base, at their own expense.**

If parents are driving you, they are requested to stay at the encampment site until you have completed registration and contraband search of your luggage (see contraband list). Contraband search of your luggage will occur in the barracks, not at the registration building. **Parents will take home any contraband items.**

Cadets driving their own vehicle to the encampment will unload their luggage in the designated area, and then drive their vehicle to the designated parking area.

Cadets driving their own vehicle must surrender their keys during in-processing to the Logistics Officer for the duration of the encampment.

Vehicles may not be used again until the cadet has out-processed from the encampment on Saturday 31 July.



## UNIFORM

The Civil Air Patrol uniform, when fitted and worn properly, is very important in establishing and maintaining good morale and public opinion. Wearing it correctly brings credit to you, your unit, the entire organization, and the United States Air Force. This is particularly true in New York where there are no active Air Force bases and we represent the Air Force.

You will wear the uniform of the day as designated by the Commandant of Cadets (including the wear of ribbons).

Uniforms will be clean and pressed, with shoes/boots shined. Shoulder cords, first sergeant diamonds, and sunglasses are not to be worn at the encampment.

Articles such as watch chains, pins, jewelry, handkerchiefs, combs, keys, beepers, and radios will not be worn exposed on the uniform. Pens and pencils must be concealed except when worn in the pen compartment of the left BDU blouse pocket.

Females may wear moderate make-up and clear nail polish. Earrings may be worn in accordance with CAPM 39-1.

Inspections of you and your barracks area will take place several times during the encampment. Your flight staff will instruct you on how to prepare. Inspections are one way of determining the "honor flight," so don't let your flight down!





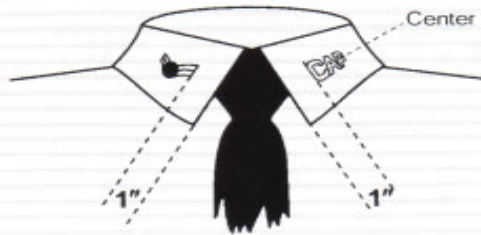


**Hair** ---  
Will be neatly arranged and shaped to present a conservative feminine appearance. Hair styles that prevent the proper wearing of the service hat are not appropriate.

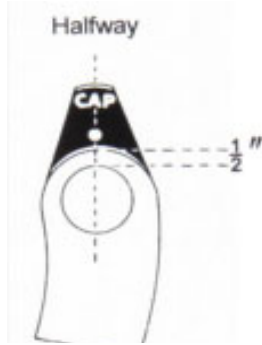


**Barrettes, ribbons and other ornaments** ---  
except inconspicuous pins and combs, will not be worn in the hair when the uniform is worn.

**Hair in the back** may touch but not fall below the bottom edge of the collar.



**LAPEL AND COLLAR INSIGNIA**



**Haircut** ---  
Tapered appearance. Hair must not touch the ears or the collar. "Block" style authorized as long as a tapered appearance is maintained.



Tapered

Block

**Sideburns** ---  
Neatly trimmed, not flared and will end with a clean shaven horizontal line.  
**Maximum length:**  
**Seniors:** not below lowest part of exterior ear opening.  
**Cadets:** Not below the bottom of the ear lobe.

**Bangs** ---  
Not below eyebrows and not exposed when headgear is worn.

**Mustache** ---  
Must be neatly trimmed. Must not extend downward beyond the lipline of the upper lip or extend sideways beyond a vertical line drawn upward from the corner of the mouth.

**Beards and Goatees** ---  
Forbidden for all uniformed members of the Civil Air Patrol.

## 2004 New York Wing Encampment Equipment List

What follows is the minimum required equipment list. **ALL clothing and equipment must be marked with your last name, first initial and your 6-digit CAPID number** using permanent marker or writing on waterproof tape.

✓	<b>Blues Uniform:</b>	✓	<b>BDU Uniform:</b>
	1 Summer Blue Shirt		1 Summer BDU Blouse
	1 Summer Blue Pants or Skirt		1 Summer BDU Pants
	1 Flight Cap		1 BDU Cover
	1 Pair Uniform Shoes		1 Pair <b>WELL BROKEN IN</b> Uniform Boots
	1 Blue tab for blouse (Females Only)		1 Set Blousing Bands (for BDU Pants)
	1 Blues Belt with shiny chrome buckle		1 Blue BDU Belt with Subdued Black Buckle
	3 White <b>V-NECK</b> T-Shirts		6 Brown T-Shirts (STAFF: 8 Black T-Shirts)
	3 Pair Black Socks (females wear with slacks)		6 Pair White or military BDU Socks (STAFF Add 2 pair)
	3 Pair Neutral Shade Hose (Females only with skirt)		2 1-Quart Military Style Canteens to fit on web belt OR 1 Camelbak
	1 Hat Device with Backing for Flight Cap		1 Web Belt (to Attach Canteens) (Optional if using Camelbak)
	1 Grade Insignia with Backing		
	1 CAP Cut-Out with Backing		
	1 Set Appropriate Ribbons	✓	<b>Toiletries:</b>
	1 Ribbon Holder with Backing		1 Comb or Hairbrush
	1 Name Plate with Backing		1 Washcloth
	1 set Slingshots (a.k.a. garters) (Optional)		1 Bath Towel
✓	<b>Clothing:</b>		1 Pair Shower Clogs or Flip-Flops
	2 Sets of Casual Civilian Attire Civilian attire must be solid colored clothing. Non-military advertising or large logos of any sort will not be permitted.		1 Hair dryer (Optional)
	1 Light Jacket, Field Jacket, or Sweater		1 Soap Bar with Plastic Container
	1 Pair Sneakers		1 Small Container Toothpaste
	6 Sets of Underwear (STAFF add 3 pair)		1 Deodorant
	1 Pair Blue Denim Jeans or Work Pants		1 Toothbrush
	1 Set of PT gear (Solid Colors or Military Logos Only)		1 Small Personal First Aid Kit
	1 Modest Swim Suit		1 Feminine Hygiene Products (Females Only)
	1 Raincoat or Poncho		1 Container Shampoo
	1 Sweat Suit (optional)		1 small packet of Moleskin (Optional, but HIGHLY Recommended)
	1 Work clothes for painting project		1 Small Container of Foot Powder (Optional)
✓	<b>Barracks Items:</b>		1 Set Shaving Items
	1 Laundry Bag		1 Small Case or Bag for Toiletries
	1 Small Sewing Kit		1 Chap Stick (Optional)
	Coat Hangars as necessary for uniforms		1 Insect Repellent
		✓	<b>Accessories:</b>
	1 Solid-colored Blanket w/o any print optional		1 3-Hole Punch Spiral Notebook
	1 Sleeping bag or bedding for a Cot: <input type="checkbox"/> 1 Pillow <input type="checkbox"/> 1 Pillow Case		3 Pens
	Note: Temperatures may be cool. Please plan accordingly. It is recommended that bedding be solid colored without prints, however, it is not necessary if you do not already have a set.		3 Pencils (with pencil sharpener)
			1 Shoe Shine Kit (polish, brush, rag)
			1 Flashlight with Extra Batteries and Bulb
			1 Camera with Film if needed (optional)
			<b>Manuals:</b>
			1 "CAPM 39-1 Uniform Manual" (Optional)
			1 "Leadership: 2000 And Beyond" (Optional)
			1 "Drill and Ceremonies Manual" (AFR 50-14) (Optional)

## **IN-PROCESSING**

Upon reporting for registration, cadets will be in-processed, which involves Registration (as described in the Registration Section), a review of any medical conditions, and a contraband search of luggage.

Cadets must list all prescribed medication that they will need to have during the activity.

Each cadet's luggage will be inspected during in-processing. Items not on the equipment list will be sent home with the cadet's parent, if available, or secured until the end of the encampment.

None of the items on the Contraband List are required for the Encampment. Do not bring contraband items to the Encampment. All Contraband items will be confiscated and held for the duration of the encampment by your TAC Officer.




**NOTE TO PARENTS AND GUARDIANS:** A member of the encampment staff will be available to answer any questions you may have during in processing.

## **CONTRABAND LIST:**

**Cadets on staff or in flight must not bring to the encampment, use, or have in their possession any of the following items:**  
*(Items will be sent home with parents or confiscated)*

- Portable AM/FM Radios
  - Portable Televisions
  - Electronic Games
  - Portable Tape Players
  - Credit Cards
  - ATM/Debit Cards
  - Cash over \$25.00 (No BX available, any excess will be held by the TAC Officer until the conclusion of the encampment)
  - Pagers or Beepers
  - Cellular Phones
  - Non Prescription Medicines (except with a doctor's note)
  - Illegal Drugs (prescription or over the counter drugs must be registered with the medical officer)
  - Tobacco (any form)
  - Intoxicating Beverages (any form)
  - Weapons (e.g. knives) or Explosives (e.g. firecrackers)
  - Any Flame Producing Device (including lighter, matches or flares)
  - Food (such as snacks, soda, candy, or gum)
  - Shoulder cords, First Sergeant's diamonds, or Squadron Hats
  - CAP Radios\* (Some exceptions, see below)
  - PDAs, Laptops, or Personal Computers (except staff with permission)
- Hot plates/coffee makers etc.

*\* Authorized VHF CAP radios and Family Radio Service (FRS) radios will be allowed by staff only.*



## **ORGANIZATION**

### **A. STRUCTURE:**

The encampment is organized as a group with subordinate flights. The flight is the basic training unit of the encampment.

### **B. CADET STAFF:**

Cadet staff are the only cadets who will exercise command authority. Your flight commander and flight sergeant are two highly qualified cadets who can help you with a problem or answer any questions you may have.

Do not overlook the fact that any cadet or senior, whether or not they have command authority, may be able to help you learn leadership and drill. Regulations require the earned grade be worn during the encampment.

Some staff may not be assigned a position equivalent to their grade (e.g. a cadet officer could be assigned as a first sergeant), therefore, colored hats are authorized to be worn by the cadet and senior staff during the encampment and are identified on the next page:

Hat Color	Possible Staff Position	Should You Salute?
Blue	Senior and Cadet Command Staff	YES
Black	Chaplain Staff	YES
Red	Flight Commanders	YES
Green	First Sergeant Cadet Exec. Staff NCO's Flight Sergeants	NO
Burgundy	Commandant of Cadets Senior Standard/Eval Officer Cadet Standard/Eval Officer Senior & Cadet Training Officers	According to Grade Only
Grey	Senior & Cadet Executive Staff Officers	According to Grade only
Gold	Chief TAC Officer TAC Officers	YES
White	Senior & Cadet Medical Staff	According to Grade only



## **CAP CORE VALUES**

Integrity  
 Volunteer Service  
 Excellence  
 Respect

## GENERAL INFORMATION

1. Communications – cadets will not be able to make or receive phone calls, except in the case of an emergency. We ask that no US postal mail be sent to cadets during the encampment because **there is no US postal mail delivery to the encampment**. Parents needing to communicate with a cadet or CAP personnel should call the number listed in the Relevant Phone Number section of this booklet.
2. Transportation to and from – Parents or guardians are responsible for providing transportation to and from the encampment. In order to get onto Stratton ANG Base, all private vehicles must be registered with the encampment. Cadets traveling by commercial bus, plane or train must notify the Senior Logistics Officer of their arrival information by 19 July 2004. Keep this book handy with the encampment phone number, in case no one meets you at the terminal. Also, CAP does not exercise control or supervision over travel performed by members unless CAP transportation is furnished. CAP does not assume any responsibility for travel performed by members to or from special activities.
3. Cadets who drive Privately Owned Vehicles (POVs) to the encampment will not operate the POV while at the encampment and will surrender ALL ignition keys to the encampment logistics staff upon arrival. Cadets who keep illegally hidden keys may be sent home from the encampment at the discretion of the commander. The keys will be returned during out-processing.
4. Money – The encampment fee covers all encampment expenses, there are limited opportunities to make extra purchases (no Base Exchange). It is recommended that you bring no more than \$25.00 in CASH for personal expenses. Checks and money orders cannot be cashed at the encampment.
5. Responsibility – New York Wing cannot be responsible for any item of personal property brought to the encampment. It is not advisable to bring any item not included on the equipment list. **All clothing and equipment must be marked with your last name, first initial and your 6-digit CAPID number** using permanent marker or writing on waterproof tape.
6. Encampment Credit – Cadets who complete 80% of instruction and perform in a satisfactory manner (including conduct and attitude) will receive official encampment credit with National Headquarters CAP and a Certificate of Accomplishment.
7. Dismissal – Cadets who cannot conform to regulations or who cause a disruption at the encampment will be subject to disciplinary action including dismissal. Cadets will also be subject to dismissal for the following reasons: destroying or stealing government, CAP, or personal property; actions that jeopardize the safety of personnel; or using or having in their possession illegal drugs, intoxicating beverages, weapons, tobacco products, explosives, or any flame producing devices.

8. **Withdrawal – If you are unable to attend the encampment, notify the Encampment Registrar before the start of the encampment. Any fees paid previously will be refunded. If the encampment Registrar is not notified prior to 19 July 04, a \$25.00 cancellation fee will be deducted from the refund. Due to the large waiting list, it is important to notify the registrar directly as soon as possible.**
9. Health and Medical – Personal and dental hygiene are required daily. A medical officer will be available for serious illness or accidents. Cadets are expected to be in good physical condition or have a doctor's statement listing any limitations. Parents will be notified of serious injury or illness.
10. Medications – Cadets whose parents have submitted the Self-Medication Release Form (found on the last page in this booklet), will be responsible for their own medication (prescription and over-the-counter). If cadets arrive at the encampment with medications (prescription or over-the-counter) for which we do not have a signed parental release form, the cadet will not be allowed to keep the medication with them. (The release form should be brought to the encampment with the medications.)
11. Visitors – Visitors, with the exception of graduation, are not allowed (a Military Support Authorization (MSA) must be on file with Stratton ANG Base for all personnel on site, prior to the start of the encampment). Any non-CAP or non-military personnel who wish to stay overnight must find off-base accommodations (see listing).
12. Laundry – There are no laundry facilities. It is required that cadets bring sufficient clothing that would eliminate the need to do laundry during the activity (see equipment list section of this booklet).
13. Uniforms – Stratton ANG Base does not sell uniform items. Be sure to arrive at the encampment with both required uniforms. If you do not have all uniforms, please contact your squadron commander to help you get them prior to the encampment . There is no base exchange available.
14. Checklist – Before leaving home for the encampment, be sure you have all required items from the Equipment List.
15. Behavior – You are expected to behave in a manner that brings credit to Civil Air Patrol and to yourself. Your conduct, in or out of uniform, reflects good or bad public opinion of Civil Air Patrol. If you fail to follow encampment policy or commit acts unbecoming a CAP Cadet, you may be subject to dismissal from the encampment.
16. Limits – You may not leave the encampment area without proper authorization. All areas of the base not specifically covered by orders, are off limits. If authorized outside the encampment area, you must remain in the designated area. If you wish to leave the encampment, you must go through channels to the Encampment Commander.



## **ACCOMODATIONS NEAR STRATTON ANG**

### **Holiday Inn**

100 Nott Terrace, Schenectady, NY 12308  
Phone:( 518) 393-4141

### **Days Inn**

167 Nott Terrace, Schenectady, NY 12308  
Phone: (518) 370-3297

## **PARENT INFO SECTION**

The next few pages contain information that you may need:

- (1) Graduation information
- (2) Directions to the Encampment
- (3) Contact Information Page
- (4) Self-Medication Release Form

**\*\*Cadets are expected to bring this booklet to the encampment, so make sure you have detached these pages or have made copies.**

## **GRADUATION AND DEPARTURE INFORMATION**

Graduation will be held Saturday, 31 July 2004, at approximately 1000 hours with out-processing occurring immediately thereafter. Parents will be able to view the graduation and Pass-In-Review ceremonies, which will be held at the Aero-Med Bldg.

Cadets in flight will be able to depart from the BARRACKS AREA as soon as they complete their out-processing. Cadets with air, bus, or train reservations must notify their TAC Officer during the encampment of their requirements.

Cadets on Staff will be staying for the staff banquet on Saturday evening and cleanup on Sunday morning. The expected departure and pick up time for staff is 1100 on Sunday, 01 August 2004.

## **DIRECTIONS TO STRATTON ANG BASE:**

### **From West:**

Take I-90 east to exit 26. Get off onto I-890 east and take it to the Erie Blvd. exit. Take Erie Blvd. For about a mile (you will pass five lights). The fifth light is at Freeman's Bridge Road. Go across the bridge and through the first light. Take a right at the next light onto Maple Ave. There will be a Stewart's Shop at the intersection. Follow Maple Ave. until you see a sign for Stratton. Take a left onto Air National Guard Rd. and over the train tracks. Take a left into the base and proceed from there.

### **From South:**

Take I-87 north to I-90 west. Take I-90 west to exit 25 and get onto I-890 west. Get off at the Broadway exit. Bear to the right off the ramp and go straight on Broadway to the third light (State St.). Take a left turn and then your first right onto Erie Blvd. You will go through 4 intersections with lights. The fourth light is at Freeman's Bridge Road. Go across the bridge and through the first light. Take a right at the next light onto Maple Ave. There will be a Stewart's Shop at the intersection. Follow Maple Ave. until you see a sign for Stratton. Take a left onto Air National Guard Rd. and over the train tracks. Take a left into the base and proceed from there.

### **From North:**

Take I-87 south to the Clifton Park exit (Rte 146). Bear right after the exit going west. After a while you will come up to an intersection where Rte 146 will go to the left (there is a traffic light there). You will proceed straight through the intersection. This will become Glen Ridge Road. You will go through a few small railroad bridges and then come upon another intersection. This will be with Maple Ave. Take a left onto Maple Ave. Follow Maple Ave. until it intersects with Air National Guard Rd. Turn right onto Air National Guard Rd. and then take a left into the Base.

## **IMPORTANT CONTACT INFORMATION**

### **Encampment Headquarters Stratton ANG Base**

*(After 23 July 04 - during business hours)*

Office: (518) 344-2488 or (518) 344-2383

### **Encampment Commander:**

Captain Scott Ullery, CAP

Phone: (617) 461-3629

Email: sullery@yahoo.com

### **Commandant of Cadets:**

Captain Charles Miller, CAP

Phone: (724) 522-9898

Email: fdcj225@hotmail.com

### **Cadet Commander:**

C/Lt Col Charles Anderson, CAP

Phone (585) 599-3661


Email: letun@rochester.rr.com

### **Encampment Registrar:**

Major Marylou Falco, CAP

Phone: (518) 466-9479

Email: MLF0048@aol.com



### **Encampment Web Address for further information**

*<http://www.NYWGCadets.org>*



**CIVIL AIR PATROL**  
**New York Wing Leadership Encampment**  
**Self-Medication Release Form**

Date \_\_\_\_\_

Cadet's Name: \_\_\_\_\_

has been instructed in the proper use of the following medication procedures:

(List all prescription medications being brought to the encampment)

\_\_\_\_\_

\_\_\_\_\_

\_\_\_\_\_

(Check any over-the-counter medications being brought to the encampment.)

Benadryl	<input type="checkbox"/>	Other Antihistamines (e.g. Claritin)	<input type="checkbox"/>
Cough & Cold Products	<input type="checkbox"/>	Antacids	<input type="checkbox"/>
PeptoBismal	<input type="checkbox"/>	Emetrol	<input type="checkbox"/>
Imodium	<input type="checkbox"/>	Ibuprofen	<input type="checkbox"/>
Acetaminophen	<input type="checkbox"/>	Aspirin	<input type="checkbox"/>
Midol	<input type="checkbox"/>	Other	_____

I request that the cadet named above be permitted to carry the medication on their person or to keep same in their locker, as I consider the cadet responsible. The cadet has been instructed in and understands the purpose and appropriate method and frequency of use.

\_\_\_\_\_  
Signature of Parent or Guardian

***Please pack all medications in a bag along with this release. Any medications not listed will be confiscated for the duration of the encampment. Also, please do not send more medication than is needed for the length of the encampment.***